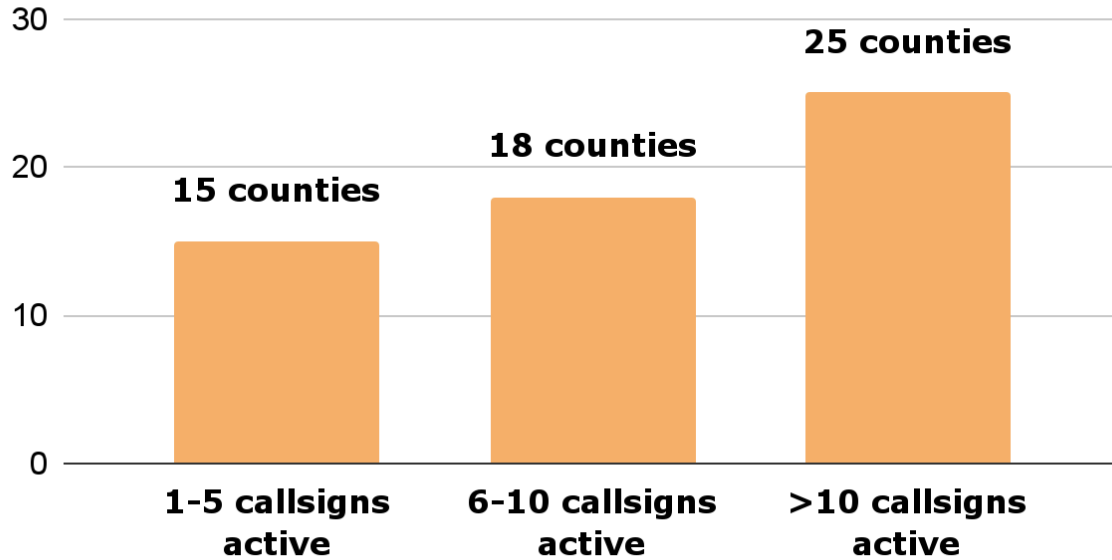


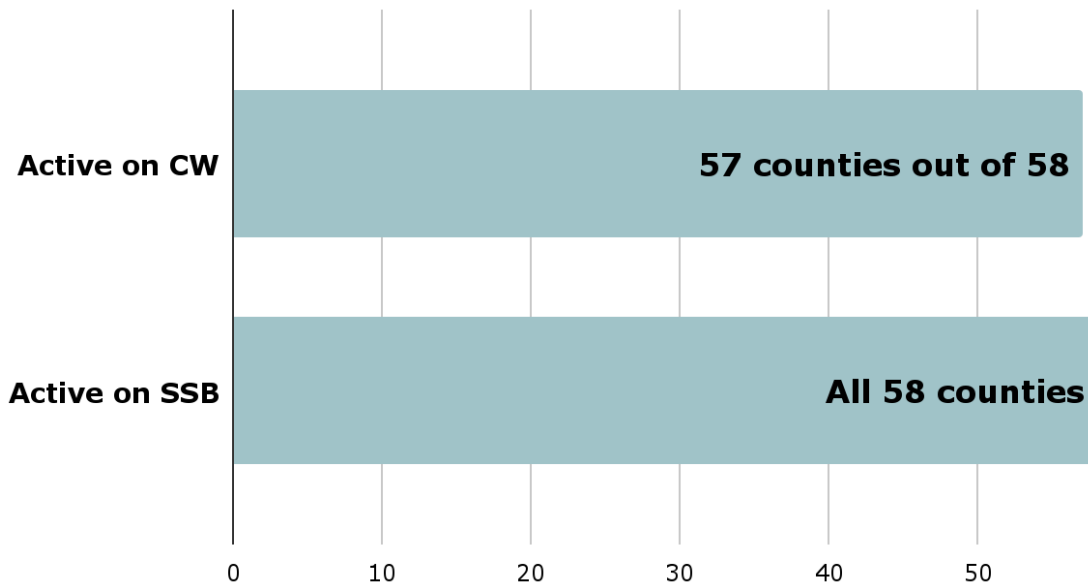
California QSO Party

CQP 2025 CA County Report

of Callsigns Active in a County (minimum 2 QSOs)

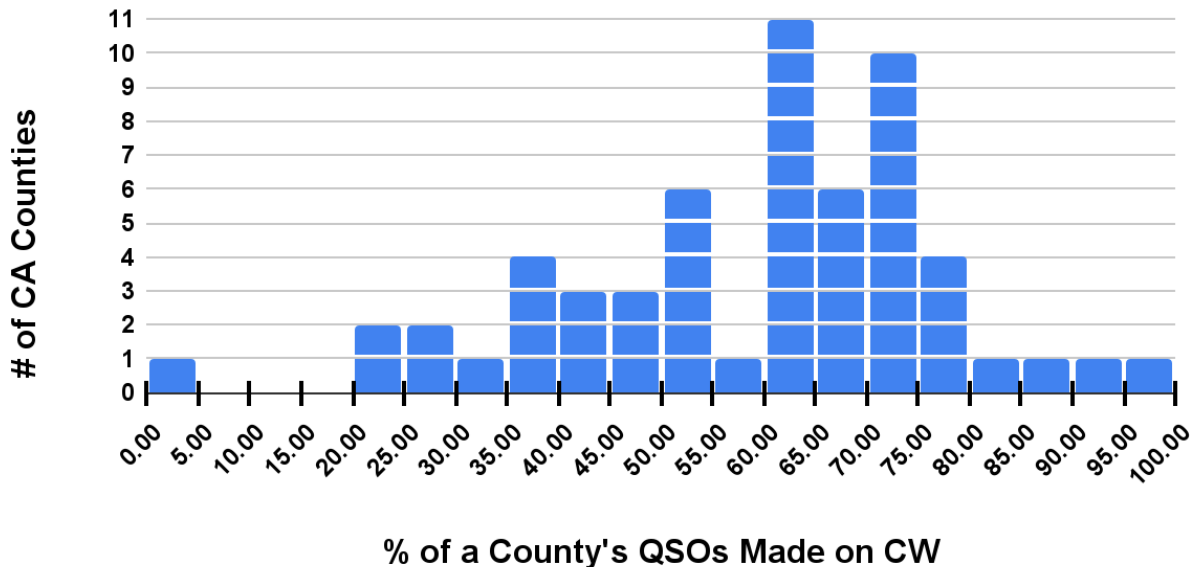


of Counties Active by Mode

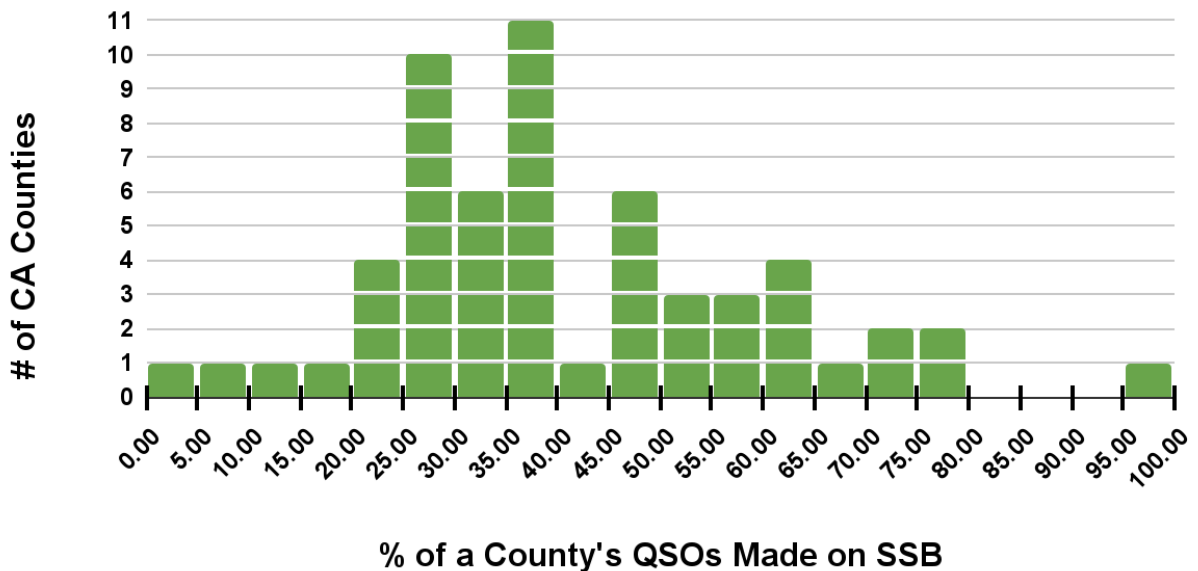


California QSO Party

**Histogram of QSOs Made in Each CA County by Mode:
% of a given county's QSOs that were made on CW**



**Histogram of QSOs Made in Each CA County by Mode:
% of a given county's QSOs that were made on SSB**



QSO percentages are calculated from the top 10 QSO producers in each CA county. Log submitters & non submitters are included.



California QSO Party

CQP 2025 Report by County

About the following report:

- Shows top 10 QSO makers in every CA county.
- Stations who did **not** submit a log **are** also included in this report.
- Report is sorted by # of callsigns active in a given county (from one callsign active to >10 callsigns active).

Suggested actions for operators in CQP 2026:

1. Find the top 10 rarest counties from 2025 and activate one of them in 2026.
2. Find a county that needs more help on a certain mode and activate that mode in 2026.
3. Find a county that was safe in 2025 but which could be at risk in 2026. Activity usually changes year over year from expeditions and fixed stations.
4. Find a county in which just one callsign carried 80+% of the QSO load and operate from that county in 2026.
5. Contact a fixed station owner shown in the report below and offer to be a guest operator in 2026.
6. Read CQP Chair notes for ideas in each county.
7. Just one station in any county can have a huge impact on the entire contest. Please be that station in CQP 2026!



California QSO Party

CA County	2025 Rareness Rank (1=rarest; 58=most common)	Callsigns Active in CQP 2025 that made at least 2 QSOs	% of QSOs Made on <u>CW</u> by Top 10 QSO Callsigns in County	% of QSOs Made on <u>SSB</u> by Top 10 QSO Callsigns in County	% of Total QSOs Made in County by Top 10 QSO Callsigns	Type of Station
MODOC	45	1	54%	46%	-	-
		K6M	54%	46%	100%	Expedition

CQP Chair comments: Modoc County has been fully reliant on extremely motivated Oregon residents (K4XU and team) to activate it by expedition over the past many years. What this team has done year after year from Modoc County is simply incredible. Modoc County is the 3rd least populated county in California, yet the county is so well represented by the K6M team that few even know that statistic. However, we shouldn't expect this to run last forever. We need to think seriously about how to adequately cover this county if this outstanding Oregon group is unable to cover Modoc in the future.



California QSO Party

CA County	2025 Rareness Rank (1=rarest; 58=most common)	Callsigns Active in CQP 2025 that made at least 2 QSOs	% of QSOs Made on <u>CW</u> by Top 10 QSO Callsigns in County	% of QSOs Made on <u>SSB</u> by Top 10 QSO Callsigns in County	% of Total QSOs Made in County by Top 10 QSO Callsigns	Type of Station
TRIN	11	1	62%	38%	-	
		W6T	62%	38%	100%	Expedition

CQP Chair comments: Trinity County is the 5th least populated county in CA. Gorgeous surroundings with vast USFS and BLM land make this county prime for expeditions. The presence of a few Airbnbs also helps with expedition possibilities. Mobiles are unlikely to be successful due to mountainous terrain surrounding the main highways. Expeditions by N6DVS, K6KS, KM6BDN and friends have been vital the last five years in Trinity County. We need to do everything we can to support them so that they continue to activate this county by expedition.



California QSO Party

CA County	2025 Rareness Rank (1=rarest; 58=most common)	Callsigns Active in CQP 2025 that made at least 2 QSOs	% of QSOs Made on <u>CW</u> by Top 10 QSO Callsigns in County	% of QSOs Made on <u>SSB</u> by Top 10 QSO Callsigns in County	% of Total QSOs Made in County by Top 10 QSO Callsigns	Type of Station
DELN	15	2	42%	58%	-	
		W6HY (KD6WKY op)	53%	47%	80%	Fixed
		KG6LHW	0%	100%	20%	Expedition

CQP Chair comments: W6HY is the callsign of the Del Norte Amateur Radio Club station. Activating this club station every year by a guest operator, and providing long term support to this club, is crucial to covering Del Norte County. Thanks to WA6ZDO for this opportunity and to Jerry KD6WKY for making the long drive to activate this county. Expeditions by KG6LHW have been great to prevent one station from having to carry 100% of the QSOs from DELN.



California QSO Party

CA County	2025 Rareness Rank (1=rarest; 58=most common)	Callsigns Active in CQP 2025 that made at least 2 QSOs	% of QSOs Made on <u>CW</u> by Top 10 QSO Callsigns in County	% of QSOs Made on <u>SSB</u> by Top 10 QSO Callsigns in County	% of Total QSOs Made in County by Top 10 QSO Callsigns	Type of Station
INYO	5	2	28%	72%	-	-
		K6UN	0%	100%	63%	Fixed
		W6KSR	75%	25%	37%	Expedition

CQP Chair comments: Inyo County is at risk to become a consistently rare county in CQP. K6UN has been the most consistent and reliable station in INYO. We miss the activity of years past from W6PH, AD6NR and NN7O. We got lucky that W6KSR and N6UTC went on an expedition to INYO in 2025, providing the only CW presence in the county. Other fixed stations from 2024 (K6FRJ, KD6TLE) were not active in 2025. Who will step up in CQP 2026 from INYO?



California QSO Party

CA County	2025 Rareness Rank (1=rarest; 58=most common)	Callsigns Active in CQP 2025 that made at least 2 QSOs	% of QSOs Made on <u>CW</u> by Top 10 QSO Callsigns in County	% of QSOs Made on <u>SSB</u> by Top 10 QSO Callsigns in County	% of Total QSOs Made in County by Top 10 QSO Callsigns	Type of Station
IMPE	47	3	45%	55%	-	
		K6QK	56%	44%	70%	Expedition
		W6W	20%	80%	29%	Expedition
		KN6OJX	0%	100%	1%	Fixed

CQP Chair comments: Imperial County has been activated in CQP by expedition for as long as I can remember. For many years, the K6QK expedition team (N7CW, K6ZH, N6ERD and N6EEG) has been the primary force in the county. This team is much like the Modoc County expedition team: motivated, reliable, well-equipped and great testers who make a lot of QSOs. They are also similar in that we cannot expect this to last forever. In 2025, the W6W expedition team operated from IMPE, a very welcome addition to the county. We hope they will operate from IMPE every year. Finally, fixed stations are an untapped resource in this county. A motivated tester should propose a partnership with KM6NUY and the Imperial Valley Amateur Radio Group club station, or with fixed stations KN6OJX, N6RNN or KA6ASF. Remote partnership opportunities?



California QSO Party

CA County	2025 Rareness Rank (1=rarest; 58=most common)	Callsigns Active in CQP 2025 that made at least 2 QSOs	% of QSOs Made on <u>CW</u> by Top 10 QSO Callsigns in County	% of QSOs Made on <u>SSB</u> by Top 10 QSO Callsigns in County	% of Total QSOs Made in County by Top 10 QSO Callsigns	Type of Station
MARP	18	3	51%	49%	-	
		N6NZ	47%	53%	92%	Fixed
		W6AQ/M	100%	0%	7%	Mobile
		W1LQD	0%	100%	1%	Fixed

CQP Chair comments: For the last several years in CQP, we have been lucky to have had fixed station N6NZ strongly active. Mariposa County has the 6th smallest population in California (17,000 residents). The county's presence in CQP would be in trouble without N6NZ. Who can provide some help in MARP in 2026?



California QSO Party

CA County	2025 Rareness Rank (1=rarest; 58=most common)	Callsigns Active in CQP 2025 that made at least 2 QSOs	% of QSOs Made on <u>CW</u> by Top 10 QSO Callsigns in County	% of QSOs Made on <u>SSB</u> by Top 10 QSO Callsigns in County	% of Total QSOs Made in County by Top 10 QSO Callsigns	Type of Station
PLUM	23	3	71%	29%	-	
		W6CQP (KH2TJ op)	73%	27%	97%	Fixed
		K6CEL	0%	100%	2%	Expedition
		K6R/M	0%	100%	1%	Mobile

CQP Chair comments: KH2TJ (aka: W6CQP) has saved the day for many years from his Plumas County fixed station. We rely heavily on his participation. If he ever needs to take the year off from CQP, strong participation from expeditions will be critical to making this county QRV.



California QSO Party

CA County	2025 Rareness Rank (1=rarest; 58=most common)	Callsigns Active in CQP 2025 that made at least 2 QSOs	% of QSOs Made on <u>CW</u> by Top 10 QSO Callsigns in County	% of QSOs Made on <u>SSB</u> by Top 10 QSO Callsigns in County	% of Total QSOs Made in County by Top 10 QSO Callsigns	Type of Station
ALPI	3	4	72%	28%	-	-
		W6SFM	100%	0%	56%	Expedition
		N6A	0%	100%	26%	Expedition
		W6SFI	100%	0%	16%	Expedition
		K6HTD	0%	100%	2%	Expedition

CQP Chair comments: Alpine County is California's least populous county at just over 1,000 total residents. Kudos to all the ALPI activators in 2025. 96% of the area in Alpine County is public land. The county's highly mountainous terrain allows excellent opportunities for expeditions but makes mobile operations difficult. Expeditions are required to keep this county active in CQP.



California QSO Party

CA County	2025 Rareness Rank (1=rarest; 58=most common)	Callsigns Active in CQP 2025 that made at least 2 QSOs	% of QSOs Made on <u>CW</u> by Top 10 QSO Callsigns in County	% of QSOs Made on <u>SSB</u> by Top 10 QSO Callsigns in County	% of Total QSOs Made in County by Top 10 QSO Callsigns	Type of Station
MONO	39	4	90%	10%	-	-
		W6ML (W6KC op)	86%	14%	55%	Expedition
		W6SX	95%	5%	42%	Fixed
		W6SFI	100%	0%	2%	Expedition
		KC6CHT	0%	100%	1%	Fixed

CQP Chair comments: With Mono County as the 4th least populated county in California, it is astonishing how well represented this county has been in CQP, seemingly forever. The reason is W6SX and W6KC. We can't expect this to last forever. It would be wise to bring on another long term Mono County participant. How can we partner with fixed stations KC6CHT, W6QF, KM6MEF or WA8SME for remote activation or in-person guest operator?



California QSO Party

CA County	2025 Rareness Rank (1=rarest; 58=most common)	Callsigns Active in CQP 2025 that made at least 2 QSOs	% of QSOs Made on <u>CW</u> by Top 10 QSO Callsigns in County	% of QSOs Made on <u>SSB</u> by Top 10 QSO Callsigns in County	% of Total QSOs Made in County by Top 10 QSO Callsigns	Type of Station
SISK	34	4	70%	30%	-	-
		AA6MU	81%	19%	86%	Expedition
		KG6LHW	0%	100%	11%	Expedition
		N6BIS/M	0%	100%	2%	Mobile
		KR4HO	0%	100%	1%	Fixed

CQP Chair comments: Over the years, Siskiyou County has needed dedicated portable operations for activation in CQP. Strong portable efforts from AA6MU, KG6LHW and N6BIS/M were crucial in 2025. Can we keep this going in CQP 2026? How can we bring fixed station K6DBS back into CQP?



California QSO Party

CA County	2025 Rareness Rank (1=rarest; 58=most common)	Callsigns Active in CQP 2025 that made at least 2 QSOs	% of QSOs Made on <u>CW</u> by Top 10 QSO Callsigns in County	% of QSOs Made on <u>SSB</u> by Top 10 QSO Callsigns in County	% of Total QSOs Made in County by Top 10 QSO Callsigns	Type of Station
COLU	4	5	39%	71%	-	-
		AF6TF	0%	100%	51%	Expedition
		W6AQ/M	100%	0%	23%	Mobile
		K6AQL/M	100%	0%	16%	Mobile
		AK6JN	0%	100%	7%	Expedition
		K6R/M	0%	100%	3%	Mobile

CQP Chair comments: Colusa County is similar to Glenn County with respect to geography, area and low population. The geography in the eastern part of the county is conducive for mobile success. Mobiles in Colusa County made up 42% of the county's total QSOs in CQP 2025. This is the highest percentage made by mobiles of CA county. Meanwhile, the terrain in the western part of the county provides opportunities for expeditions on USFS land. AF6TF and AK6JN were successful on their expeditions in CQP 2025 and we hope they return in 2026.



California QSO Party

CA County	2025 Rareness Rank (1=rarest; 58=most common)	Callsigns Active in CQP 2025 that made at least 2 QSOs	% of QSOs Made on <u>CW</u> by Top 10 QSO Callsigns in County	% of QSOs Made on <u>SSB</u> by Top 10 QSO Callsigns in County	% of Total QSOs Made in County by Top 10 QSO Callsigns	Type of Station
LASS	7	5	25%	75%	-	-
		K6ME	0%	100%	48%	Fixed
		K6A	91%	9%	27%	Expedition
		KM6ZQM	0%	100%	15%	Fixed
		K7CPX	0%	100%	9%	Fixed
		K6R/M	0%	100%	1%	Mobile

CQP Chair comments: The successful formula in Lassen County for years has been fixed station K6ME on SSB, combined with expeditions on public lands. The K6A expedition by N7AUE, N7AAE and KC8FLY on the LASS/SIER county line is a crucial annual presence that greatly benefits both counties. We are pleased that KM6ZQM and K7CPX participated from their fixed stations again in CQP 2025 and are becoming fixed staples like K6ME from LASS. We hope all these Lassen participants return in CQP 2026. What we need in 2026 is one more CW expedition to participate for one day to boost the CW presence and improve the county's rareness ranking.



California QSO Party

CA County	2025 Rareness Rank (1=rarest; 58=most common)	Callsigns Active in CQP 2025 that made at least 2 QSOs	% of QSOs Made on <u>CW</u> by Top 10 QSO Callsigns in County	% of QSOs Made on <u>SSB</u> by Top 10 QSO Callsigns in County	% of Total QSOs Made in County by Top 10 QSO Callsigns	Type of Station
MADE	37	5	73%	27%	-	-
		WO4O	81%	19%	62%	Fixed
		NZ6Q	78%	22%	24%	Expedition
		N6M	0%	100%	7%	Expedition
		K6AQL/M	100%	0%	5%	Mobile
		K6ARP	0%	100%	2%	Expedition

CQP Chair comments: In 2025, Madera County had its best year of CQP coverage in recent memory. Why? WO4O flew from FL to operate from the K6MYC fixed station, and NZ6Q and K5SML (N6M) operated expedition style. While their strong activity was phenomenal for CQP 2025, a red flag is raised for 2026 and beyond. We can't expect WO4O to fly to CA annually, and NZ6Q and K5SML will probably want to try an expedition to a different county. This leaves Madera County in trouble for 2026. Who will ask K6MYC for an opportunity to guest operate from his station? How can we get fixed stations KN6UDK, KG6BXW, N6LED back in the game for 2026? Who will organize an expedition to MADE?



California QSO Party

CA County	2025 Rareness Rank (1=rarest; 58=most common)	Callsigns Active in CQP 2025 that made at least 2 QSOs	% of QSOs Made on <u>CW</u> by Top 10 QSO Callsigns in County	% of QSOs Made on <u>SSB</u> by Top 10 QSO Callsigns in County	% of Total QSOs Made in County by Top 10 QSO Callsigns	Type of Station
TEHA	10	5	96%	4%	-	-
		AF6GA	100%	0%	81%	Expedition
		W6AQ/M	100%	0%	13%	Mobile
		K6R/M	0%	100%	3%	Mobile
		KC6UFE	0%	100%	2%	Fixed
		K6AQL/M	100%	0%	1%	Mobile

CQP Chair comments: Tehama County offers excellent opportunities for expeditions and mobiles in different parts of the county. For the last two years, AF6GA found a great expedition location on national forest land and has primarily represented the county. Meanwhile, mobiles continue to show that success can be had in the flatlands. We missed the SSB activity from K6WI in 2025 from his fixed station. We hope he'll return in 2026. Finally, who will take the opportunity to operate an expedition from the Airbnb that was used successfully in the past, and for which there is an excellent YouTube video by K0BEE?

<https://www.youtube.com/watch?v=vWq1whvPYEw&list=PLsXDoeEgG7J24xjIDAbboJ9NGv7dy0R3a&index=2>



California QSO Party

CA County	2025 Rareness Rank (1=rarest; 58=most common)	Callsigns Active in CQP 2025 that made at least 2 QSOs	% of QSOs Made on <u>CW</u> by Top 10 QSO Callsigns in County	% of QSOs Made on <u>SSB</u> by Top 10 QSO Callsigns in County	% of Total QSOs Made in County by Top 10 QSO Callsigns	Type of Station
YOLO	31	5	67%	33%	-	-
		K6CQP	66%	34%	90%	Fixed
		K6AQL/M	100%	0%	6%	Mobile
		K3EST	100%	0%	2%	Fixed
		W6JKG	0%	100%	1%	Fixed
		W6JCZ	0%	100%	1%	Fixed

CQP Chair comments: KE8FT and W6AW have been carrying Yolo County in CQP for several years. They have made at least 90% of all QSOs made in Yolo County during CQP for the last three years in a row. Outstanding work by them, and we hope it continues, but we can't expect this to last forever. We are looking for a fixed station or expedition in YOLO which can serve as a second station to be a long term presence on both modes. A creative partnership between a fixed station and a CW contest operator would be beneficial.



California QSO Party

CA County	2025 Rareness Rank (1=rarest; 58=most common)	Callsigns Active in CQP 2025 that made at least 2 QSOs	% of QSOs Made on <u>CW</u> by Top 10 QSO Callsigns in County	% of QSOs Made on <u>SSB</u> by Top 10 QSO Callsigns in County	% of Total QSOs Made in County by Top 10 QSO Callsigns	Type of Station
KING	9	6	73%	27%	-	
		K6EI	100%	0%	38%	Expedition
		W0HJW	0%	100%	24%	Fixed
		K6IJ	86%	14%	21%	Expedition
		K6AQL/M	100%	0%	14%	Mobile
		W6AQ/M	100%	0%	2%	Mobile
		NT7Z	0%	100%	1%	Fixed

CQP Chair comments: A mix of expeditions, fixed stations and mobiles proved that county coverage can be achieved by part time efforts. All stations operated for 5 hours or less, yet collectively had a positive impact on CQP. This is exactly the mix we need in KING without a full time station. K6EI proved that a Sunday one-day expedition, with less than 4 hours operating time, can be very successful running 100 W with a modest antenna from a public park. We were happy to see W0HJW return to CQP in 2025 to provide SSB coverage, as well as K6IJ activate KING on Saturday and TULA on Sunday.



California QSO Party

CA County	2025 Rareness Rank (1=rarest; 58=most common)	Callsigns Active in CQP 2025 that made at least 2 QSOs	% of QSOs Made on <u>CW</u> by Top 10 QSO Callsigns in County	% of QSOs Made on <u>SSB</u> by Top 10 QSO Callsigns in County	% of Total QSOs Made in County by Top 10 QSO Callsigns	Type of Station
SIER	2	6	85%	15%	-	-
		K6A	91%	9%	58%	Expedition
		KB6Q	80%	20%	21%	Expedition
		N3BEN	84%	16%	19%	Expedition
		KJ6LZR	0%	100%	1%	
		NZ6K	0%	100%	<1%	
		AK2AR	0%	100%	<1%	

CQP Chair comments: Sierra County is the 2nd least populated county in California with just over 3,000 residents. In CQP 2025, SIER also ended up being the 2nd rarest county. When the W6MY fixed station is not active, this county must rely solely on expeditions. The K6A expedition by N7AUE, N7AAE and KC8FLY on the LASS/SIER county line is a crucial annual presence that greatly benefits both counties. KB6Q and N3BEN proved that their portable QRP efforts were heard on the bands. Who will step up to improve this county's rareness standing in 2026?



California QSO Party

CA County	2025 Rareness Rank (1=rarest; 58=most common)	Callsigns Active in CQP 2025 that made at least 2 QSOs	% of QSOs Made on <u>CW</u> by Top 10 QSO Callsigns in County	% of QSOs Made on <u>SSB</u> by Top 10 QSO Callsigns in County	% of Total QSOs Made in County by Top 10 QSO Callsigns	Type of Station
BUTT	38	7	50%	50%	-	-
		WN6P	83%	17%	54%	Fixed
		NN6P	0%	100%	40%	Fixed
		W6AQ/M	100%	0%	3%	Mobile
		K6AQL/M	100%	0%	1%	Mobile
		K6R/M	0%	100%	1%	Mobile
		KD6AGW	0%	100%	<1%	Fixed
		K6YLH	100%	0%	<1%	Fixed

CQP Chair comments: The two fixed station efforts by the WN6P and NN6P groups delivered 94% of the QSOs made in Butte County during CQP 2025. This is an important 1-2 punch by these fixed stations, allowing expedition groups to activate other needed counties. Butte County had an even 50/50 split between CW and SSB QSOs made in CQP 2025.



California QSO Party

CA County	2025 Rareness Rank (1=rarest; 58=most common)	Callsigns Active in CQP 2025 that made at least 2 QSOs	% of QSOs Made on <u>CW</u> by Top 10 QSO Callsigns in County	% of QSOs Made on <u>SSB</u> by Top 10 QSO Callsigns in County	% of Total QSOs Made in County by Top 10 QSO Callsigns	Type of Station
GLEN	12	7	69%	31%	-	-
		K6AO	62%	38%	58%	Expedition
		K6G	0%	100%	29%	Expedition
		W6AQ/M	75%	25%	8%	Mobile
		K6R/M	0%	100%	2%	Mobile
		K6AQL/M	0%	100%	2%	Mobile
		KN6MGK	100%	0%	<1%	Expedition
		KN6JHT	0%	100%	<1%	Expedition

CQP Chair comments: We have relied fully on portable operations to activate Glenn County. There are outstanding expedition opportunities on public lands in the western part of the county and decent mobile terrain through farmland in the eastern part of the county. W1SRD (K6AO) conquered the one-day expedition overlay through strong resolve when faced with problems at his planned operating site.



California QSO Party

CA County	2025 Rareness Rank (1=rarest; 58=most common)	Callsigns Active in CQP 2025 that made at least 2 QSOs	% of QSOs Made on <u>CW</u> by Top 10 QSO Callsigns in County	% of QSOs Made on <u>SSB</u> by Top 10 QSO Callsigns in County	% of Total QSOs Made in County by Top 10 QSO Callsigns	Type of Station
LAKE	27	7	65%	35%	-	-
		WA6M	54%	46%	50%	Expedition
		W6IA	64%	36%	30%	Expedition
		K6DF	100%	0%	15%	Fixed
		W6AQ/M	100%	0%	4%	Mobile
		K6R/M	0%	100%	<1%	Mobile
		KN6SRH	0%	100%	<1%	Fixed
		KE6YHN	0%	100%	<1%	Fixed

CQP Chair comments: How does a county respond when Lake County stalwart N6ZFO moves to Virginia? By mounting 2 strong expeditions to make 80% of the LAKE QSOs, combined with fixed station K6DF to make most of the rest. The result was a rareness ranking even better than last year. This was an impressive response in 2025 for which the callsigns above should be proud.



California QSO Party

CA County	2025 Rareness Rank (1=rarest; 58=most common)	Callsigns Active in CQP 2025 that made at least 2 QSOs	% of QSOs Made on <u>CW</u> by Top 10 QSO Callsigns in County	% of QSOs Made on <u>SSB</u> by Top 10 QSO Callsigns in County	% of Total QSOs Made in County by Top 10 QSO Callsigns	Type of Station
TULA	49	7	63%	37%	-	-
		NS6T	70%	30%	81%	Expedition
		K6DAV	0%	100%	12%	Fixed
		WM6A	94%	6%	3%	Fixed
		K6AQL/M	100%	0%	3%	Mobile
		KG6YA	0%	100%	<1%	Fixed
		KE6VG	0%	100%	<1%	Fixed
		W6ZKH	0%	100%	<1%	Fixed

CQP Chair comments: NS6T and his team members have had an extremely impressive run in Tulare County for the last 6 years in a row at US Tower. The participation from fixed stations such as K6DAV and WM6A (K6IJ) is still important, especially in the event that the NS6T group is ever unable to participate from US Tower.



California QSO Party

CA County	2025 Rareness Rank (1=rarest; 58=most common)	Callsigns Active in CQP 2025 that made at least 2 QSOs	% of QSOs Made on <u>CW</u> by Top 10 QSO Callsigns in County	% of QSOs Made on <u>SSB</u> by Top 10 QSO Callsigns in County	% of Total QSOs Made in County by Top 10 QSO Callsigns	Type of Station
YUBA	19	7	84%	16%	-	-
		N6E	83%	17%	63%	Expedition
		W6KJ	88%	12%	30%	Expedition
		W6AQ/M	100%	0%	4%	Mobile
		K6AQL/M	100%	0%	1%	Mobile
		K6R/M	0%	100%	1%	Mobile
		KK6SNG	0%	100%	<1%	Fixed
		K6AVB	0%	100%	<1%	Fixed

CQP Chair comments: Yuba County was the rarest county in CQP 2024. This changed in a major way in CQP 2025, thanks to two expeditions. YUBA was the 19th rarest county in CQP 2025, its best standing since 2020. Special thanks go to N9DK and NS8X for traveling several hundred miles round trip to set up and operate CQP from a campground, making over 750 QSOs as N6E. This is a great example of the positive impact that anyone can make from a rare county. What is in store for YUBA in CQP 2026?



California QSO Party

CA County	2025 Rareness Rank (1=rarest; 58=most common)	Callsigns Active in CQP 2025 that made at least 2 QSOs	% of QSOs Made on <u>CW</u> by Top 10 QSO Callsigns in County	% of QSOs Made on <u>SSB</u> by Top 10 QSO Callsigns in County	% of Total QSOs Made in County by Top 10 QSO Callsigns	Type of Station
CALA	42	8	42%	58%	-	-
		WC6H	53%	47%	75%	Fixed
		N6OOA	0%	100%	17%	Expedition
		W6AQ/M	100%	0%	2%	Mobile
		K6AAN	0%	100%	2%	Fixed
		WK6I	0%	100%	2%	Fixed
		KB6ENY	0%	100%	1%	Fixed
		KO6FOV	0%	100%	<1%	Fixed
		K6R/M	0%	100%	<1%	Mobile

CQP Chair comments: It is hard to imagine CQP in Calaveras County without WC6H. He has been the go-to station in this county, seemingly forever. The annual N6OOA expedition has been a reliable 2nd callsign on SSB from CALA since 2018. With N6OOA and others in CALA on SSB, the county is in good shape on SSB if WC6H cannot participate in a given year. A 2nd callsign on CW in CALA would be a welcome addition.



California QSO Party

CA County	2025 Rareness Rank (1=rarest; 58=most common)	Callsigns Active in CQP 2025 that made at least 2 QSOs	% of QSOs Made on <u>CW</u> by Top 10 QSO Callsigns in County	% of QSOs Made on <u>SSB</u> by Top 10 QSO Callsigns in County	% of Total QSOs Made in County by Top 10 QSO Callsigns	Type of Station
MEND	13	8	48%	52%	-	-
		WA6M	54%	46%	89%	Expedition
		KB6LZW	0%	100%	4%	Fixed
		WA6KLK	0%	100%	3%	Fixed
		W6AAM	0%	100%	2%	Fixed
		WB9NJS	0%	100%	<1%	Fixed
		K6AFL	0%	100%	<1%	Fixed
		W6PS	0%	100%	<1%	Fixed
		K5RR	0%	100%	<1%	Fixed

CQP Chair comments: In the last few years, we've been very fortunate to have WA6M strongly activate Mendocino County. Instead of operating from fixed station W6DSR, CQP 2025 brought WA6M, N6YEU and K6BBQ together as an expedition team from the MEND/LAKE county line. Their impact was huge in MEND, making nearly 1,000 QSOs and being the only station on CW. We hope WA6M continues to represent MEND on CW in CQP 2026. The above fixed stations in MEND can be impactful.



California QSO Party

CA County	2025 Rareness Rank (1=rarest; 58=most common)	Callsigns Active in CQP 2025 that made at least 2 QSOs	% of QSOs Made on <u>CW</u> by Top 10 QSO Callsigns in County	% of QSOs Made on <u>SSB</u> by Top 10 QSO Callsigns in County	% of Total QSOs Made in County by Top 10 QSO Callsigns	Type of Station
MERC	6	8	36%	64%	-	-
		N6ACL	0%	100%	57%	Expedition
		K6D	99%	1%	18%	Expedition
		K6AQL/M	100%	0%	18%	Mobile
		KO6DEV	0%	100%	3%	Fixed
		K6R/M	0%	100%	3%	Mobile
		WI6NG	0%	100%	<1%	Fixed
		KJ6ZFS	0%	100%	<1%	Fixed
		KO6DJZ	0%	100%	<1%	Fixed

CQP Chair comments: We were very fortunate that we had two expeditions operating from Merced County in CQP 2025. N6ACL led all stations and carried the county on SSB, while KK6IK and KB6NTW activated K6D and proved that QRP CW can be successful from advantageous terrain. MERC is likely to be even rarer in CQP 2026. We need help in this county from all angles - expeditions, mobiles and fixed stations.



California QSO Party

CA County	2025 Rareness Rank (1=rarest; 58=most common)	Callsigns Active in CQP 2025 that made at least 2 QSOs	% of QSOs Made on <u>CW</u> by Top 10 QSO Callsigns in County	% of QSOs Made on <u>SSB</u> by Top 10 QSO Callsigns in County	% of Total QSOs Made in County by Top 10 QSO Callsigns	Type of Station
MONT	28	8	61%	39%	-	-
		W6BX	59%	41%	73%	Expedition
		K6AQL/M	100%	0%	10%	Mobile
		W6AQ/M	100%	0%	8%	Mobile
		W6WF	0%	100%	6%	Fixed
		AF6U	0%	100%	2%	Fixed
		WA9EIW	0%	100%	<1%	Fixed
		N6IJ	0%	100%	<1%	Fixed
		K6GRL	0%	100%	<1%	Fixed

CQP Chair comments: Monterey County has been surprisingly difficult to strongly activate by fixed stations in recent years. This held true again in CQP 2025 when 91% of the county's QSOs were made by portable stations. The W6BX expedition by K9YC, W6GJB and WN6A really saved MONT despite a high noise floor at their operating site. We need a long term expedition or fixed station in MONT for CQP 2026 and beyond.



California QSO Party

CA County	2025 Rareness Rank (1=rarest; 58=most common)	Callsigns Active in CQP 2025 that made at least 2 QSOs	% of QSOs Made on <u>CW</u> by Top 10 QSO Callsigns in County	% of QSOs Made on <u>SSB</u> by Top 10 QSO Callsigns in County	% of Total QSOs Made in County by Top 10 QSO Callsigns	Type of Station
SLUI	34	8	77%	23%	-	-
		N6K	77%	23%	63%	Fixed
		W6M	76%	24%	17%	Mobile
		KA3DRR	100%	0%	11%	Expedition
		K6JTA	0%	100%	4%	Fixed
		K6AQL/M	100%	0%	4%	Mobile
		K6AJ	0%	100%	<1%	Fixed
		WA6KEL	0%	100%	<1%	Fixed
		KD6HJR	0%	100%	<1%	Fixed

CQP Chair comments: Coverage in San Luis Obispo County greatly improved in CQP 2025, thanks to N6WT operating from his fixed station. Above is a formula for long term success in SLUI: a strong N6WT fixed station, two dedicated portable operators in KB9ENS (W6M) and KA3DRR, a K6JTA fixed station handing out QSOs on SSB, and a K6AQL mobile in the last hour of CQP. We hope this successful formula continues in CQP 2026.



California QSO Party

CA County	2025 Rareness Rank (1=rarest; 58=most common)	Callsigns Active in CQP 2025 that made at least 2 QSOs	% of QSOs Made on <u>CW</u> by Top 10 QSO Callsigns in County	% of QSOs Made on <u>SSB</u> by Top 10 QSO Callsigns in County	% of Total QSOs Made in County by Top 10 QSO Callsigns	Type of Station
TUOL	20	8	62%	38%	-	-
		K6TUO	63%	37%	52%	Fixed
		N6GEO	52%	48%	34%	Fixed
		W6AQ/M	100%	0%	7%	Mobile
		W6SFI	100%	0%	5%	Expedition
		K6VXY	0%	100%	1%	Fixed
		K6R/M	0%	100%	<1%	Mobile
		KO6HEA	0%	100%	<1%	Fixed
		KE6KYI	0%	100%	<1%	Fixed

CQP Chair comments: The K6TUO (W6MVM, K6XV ops) and N6GEO fixed efforts continue to reliably carry Tuolumne County. We hope this continues for years to come. W6AQ/M proved it is possible for a CW mobile station to do well in TUOL, as they made 92 QSOs in 45 minutes. The W6SFI county line expedition was a welcome addition.



California QSO Party

CA County	2025 Rareness Rank (1=rarest; 58=most common)	Callsigns Active in CQP 2025 that made at least 2 QSOs	% of QSOs Made on <u>CW</u> by Top 10 QSO Callsigns in County	% of QSOs Made on <u>SSB</u> by Top 10 QSO Callsigns in County	% of Total QSOs Made in County by Top 10 QSO Callsigns	Type of Station
HUMB	1	9	0%	100%	-	-
		KG6LHW	0%	100%	47%	Expedition
		AE6LJ	0%	100%	29%	Fixed
		KN6CEI	0%	100%	9%	Fixed
		WB6QPG	0%	100%	4%	Fixed
		KN6NSK	0%	100%	4%	Fixed
		KE6HEC	0%	100%	3%	Fixed
		N6HBJ	0%	100%	2%	Fixed
		N6HIU	0%	100%	1%	Fixed
		KE6SLS	0%	100%	1%	Fixed

CQP Chair comments: We really missed W6JTI on CW in Humboldt County during CQP 2025. Two planned activations on CW in HUMB both fell through. HUMB landed as the rarest county in 2025, showing what can happen in any county when the most active station can't participate on any given year. Fortunately we had activity from KG6LHW and AE6LJ to represent HUMB, for which we are thankful.



California QSO Party

CA County	2025 Rareness Rank (1=rarest; 58=most common)	Callsigns Active in CQP 2025 that made at least 2 QSOs	% of QSOs Made on <u>CW</u> by Top 10 QSO Callsigns in County	% of QSOs Made on <u>SSB</u> by Top 10 QSO Callsigns in County	% of Total QSOs Made in County by Top 10 QSO Callsigns	Type of Station
NAPA	21	9	29%	71%	-	-
		KE6ZSN	0%	100%	68%	Fixed
		K6N	100%	0%	20%	Expedition
		W6AQ/M	100%	0%	9%	Mobile
		W6QY	0%	100%	1%	Fixed
		KO6FPV	0%	100%	1%	Fixed
		WA7G	0%	100%	<1%	Fixed
		K6JEA	0%	100%	<1%	Fixed
		AK6OX	0%	100%	<1%	Fixed
		W6BYS	0%	100%	<1%	Fixed

CQP Chair comments: Where would Napa County be without KE6ZSN? He has been the voice of Napa forever. In CQP 2025, we got him some CW help in the county. K6ENT and N6DE operated in a 3-hour expedition as K6N, and N5OT and N6AN operated W6AQ/M for just over an hour. The difference these part time CW efforts made in NAPA was significant, as the county improved its rareness ranking over 2024. We really need an annual CW part time presence in NAPA. Who can step up in 2026?



California QSO Party

CA County	2025 Rareness Rank (1=rarest; 58=most common)	Callsigns Active in CQP 2025 that made at least 2 QSOs	% of QSOs Made on <u>CW</u> by Top 10 QSO Callsigns in County	% of QSOs Made on <u>SSB</u> by Top 10 QSO Callsigns in County	% of Total QSOs Made in County by Top 10 QSO Callsigns	Type of Station
SUTT	17	9	31%	69%	-	-
		W6BO	0%	100%	45%	Fixed
		KD6HOF	0%	100%	20%	Expedition
		N6U	100%	0%	16%	Expedition
		W6AQ/M	100%	0%	5%	Mobile
		K6AQL/M	100%	0%	4%	Mobile
		KK6VZD	0%	100%	3%	Fixed
		K6S	95%	5%	3%	Expedition
		N6CQP	100%	0%	3%	Expedition
		K6R/M	0%	100%	1%	Mobile

CQP Chair comments: CQP 2025 brought a welcome return of the W6BO fixed station in Sutter County, making nearly half of the county's QSOs. We hope this continues in 2026. Expeditions and mobiles filled in to provide valuable additional coverage, boosting SUTT to its best rareness ranking since 2021.



California QSO Party

CA County	2025 Rareness Rank (1=rarest; 58=most common)	Callsigns Active in CQP 2025 that made at least 2 QSOs	% of QSOs Made on <u>CW</u> by Top 10 QSO Callsigns in County	% of QSOs Made on <u>SSB</u> by Top 10 QSO Callsigns in County	% of Total QSOs Made in County by Top 10 QSO Callsigns	Type of Station
SBEN	26	10	62%	38%	-	-
		N6N	66%	34%	72%	Expedition
		N6SBC	0%	100%	8%	Fixed
		K6VVA/6	99%	1%	8%	Expedition
		K6AQL/M	100%	0%	5%	Mobile
		W6TST	0%	100%	2%	Fixed
		W6AQ/M	100%	0%	1%	Mobile
		WR6E	0%	100%	1%	Fixed
		N7YMZ	0%	100%	1%	Fixed
		AA6W	25%	75%	1%	Fixed
		K6R/M	0%	100%	1%	Mobile

CQP Chair comments: The big story in San Benito County for CQP 2025 was the N6N operation by K6EI and WU0I. They drove SBEN to its highest activity level since 2019. We are excited about the possibility of this being an annual event.



California QSO Party

CA County	2025 Rareness Rank (1=rarest; 58=most common)	Callsigns Active in CQP 2025 that made at least 2 QSOs	% of QSOs Made on <u>CW</u> by Top 10 QSO Callsigns in County	% of QSOs Made on <u>SSB</u> by Top 10 QSO Callsigns in County	% of Total QSOs Made in County by Top 10 QSO Callsigns	Type of Station
SJOA	29	10	73%	27%	-	-
		KD6WW	100%	0%	47%	Fixed
		K6YK	100%	0%	21%	Fixed
		N6NFB	0%	100%	20%	Fixed
		K6AQL/M	100%	0%	5%	Mobile
		W6SWT	0%	100%	4%	Fixed
		KG6SVF	0%	100%	1%	Fixed
		N4CAZ	0%	100%	1%	Fixed
		KA6MEL	0%	100%	<1%	Fixed
		KI6NVG	0%	100%	<1%	Fixed
		W7EOV	0%	100%	<1%	Fixed

CQP Chair comments: Three fixed stations in San Joaquin County delivered 88% of the QSOs made from the county in CQP 2025. We would love for these three stations to return in 2026.



California QSO Party

CA County	2025 Rareness Rank (1=rarest; 58=most common)	Callsigns Active in CQP 2025 that made at least 2 QSOs	% of QSOs Made on <u>CW</u> by Top 10 QSO Callsigns in County	% of QSOs Made on <u>SSB</u> by Top 10 QSO Callsigns in County	% of Total QSOs Made in County by Top 10 QSO Callsigns	Type of Station
ALAM	46	>10	75%	25%	-	-
		W6TCP	68%	32%	58%	Fixed
		NA6O	100%	0%	21%	Fixed
		W2DON	100%	0%	9%	Fixed
		W6CF	92%	8%	5%	Fixed
		N6GRM	0%	100%	2%	Expedition
		KF6JS	0%	100%	1%	Fixed
		AC6MM	0%	100%	1%	Fixed
		K6AQL/M	100%	0%	1%	Mobile
		N6ACA	0%	100%	1%	Fixed
		AG6JA	0%	100%	1%	Fixed



California QSO Party

CA County	2025 Rareness Rank (1=rarest; 58=most common)	Callsigns Active in CQP 2025 that made at least 2 QSOs	% of QSOs Made on <u>CW</u> by Top 10 QSO Callsigns in County	% of QSOs Made on <u>SSB</u> by Top 10 QSO Callsigns in County	% of Total QSOs Made in County by Top 10 QSO Callsigns	Type of Station
AMAD	30	>10	24%	76%	-	-
		K6SZQ	0%	100%	62%	Fixed
		K6U	100%	0%	11%	Expedition
		NC6R	0%	100%	10%	Fixed
		K6BEW	79%	21%	8%	Fixed
		K6R/M	0%	100%	2%	Mobile
		W6AQ/M	100%	0%	2%	Mobile
		N6FMF	100%	0%	2%	Fixed
		W6RKC	100%	0%	2%	Fixed
		AJ6XW	0%	100%	<1%	Fixed
		W7SAT	0%	100%	<1%	Fixed



California QSO Party

CA County	2025 Rareness Rank (1=rarest; 58=most common)	Callsigns Active in CQP 2025 that made at least 2 QSOs	% of QSOs Made on <u>CW</u> by Top 10 QSO Callsigns in County	% of QSOs Made on <u>SSB</u> by Top 10 QSO Callsigns in County	% of Total QSOs Made in County by Top 10 QSO Callsigns	Type of Station
CCOS	56	>10	50%	50%	-	-
		N6O	56%	44%	64%	Fixed
		KN6VTC	0%	100%	18%	Expedition
		N6PN	100%	0%	10%	Fixed
		NI6A	81%	19%	4%	Fixed
		W6WZZ	0%	100%	2%	Fixed
		K6AQL/M	100%	0%	1%	Mobile
		AC6JA	71%	29%	<1%	Fixed
		KM6SJO	0%	100%	<1%	Fixed
		K6SOE	0%	100%	<1%	Fixed
		N6BHX	0%	100%	<1%	Fixed



California QSO Party

CA County	2025 Rareness Rank (1=rarest; 58=most common)	Callsigns Active in CQP 2025 that made at least 2 QSOs	% of QSOs Made on <u>CW</u> by Top 10 QSO Callsigns in County	% of QSOs Made on <u>SSB</u> by Top 10 QSO Callsigns in County	% of Total QSOs Made in County by Top 10 QSO Callsigns	Type of Station
ELDO	53	>10	62%	38%	-	-
		K6RC	71%	29%	31%	Fixed
		K6OK	64%	36%	25%	Fixed
		KE6GLA	54%	46%	12%	Fixed
		W6RBP	0%	100%	11%	Expedition
		W1SRD	100%	0%	9%	Fixed
		AF6SA	61%	39%	8%	Fixed
		W6AQ/M	100%	0%	2%	Mobile
		K6AO/ELDO	100%	0%	1%	Fixed
		W6DGD	0%	100%	<1%	Fixed
		WB6OGD	0%	100%	<1%	Fixed



California QSO Party

CA County	2025 Rareness Rank (1=rarest; 58=most common)	Callsigns Active in CQP 2025 that made at least 2 QSOs	% of QSOs Made on <u>CW</u> by Top 10 QSO Callsigns in County	% of QSOs Made on <u>SSB</u> by Top 10 QSO Callsigns in County	% of Total QSOs Made in County by Top 10 QSO Callsigns	Type of Station
FRES	22	>10	60%	40%	-	-
		K6F	99%	1%	45%	Fixed
		K6USY	0%	100%	27%	Fixed
		AK6IF	100%	0%	6%	Fixed
		KE6SHL	0%	100%	5%	Expedition
		K6AQL/M	100%	0%	5%	Mobile
		W6AQ/M	100%	0%	4%	Mobile
		KO6ATE	0%	100%	3%	Fixed
		KN6SGL	0%	100%	2%	Fixed
		KO6PRJ	0%	100%	2%	Fixed
		KN6WET	0%	100%	1%	Fixed



California QSO Party

CA County	2025 Rareness Rank (1=rarest; 58=most common)	Callsigns Active in CQP 2025 that made at least 2 QSOs	% of QSOs Made on <u>CW</u> by Top 10 QSO Callsigns in County	% of QSOs Made on <u>SSB</u> by Top 10 QSO Callsigns in County	% of Total QSOs Made in County by Top 10 QSO Callsigns	Type of Station
KERN	40	>10	71%	29%	-	-
		N6MI	53%	47%	53%	Expedition
		NF6R	100%	0%	24%	Fixed
		K6FA	100%	0%	8%	Fixed
		K6MI	95%	5%	5%	Expedition
		K6AQL/M	100%	0%	5%	Mobile
		KB6JFL	0%	100%	3%	Fixed
		W6AQ/M	100%	0%	1%	Mobile
		N6AWD	0%	100%	<1%	Fixed
		KN6VBW	0%	100%	<1%	Fixed
		KK6UHE	0%	100%	<1%	Fixed



California QSO Party

CA County	2025 Rareness Rank (1=rarest; 58=most common)	Callsigns Active in CQP 2025 that made at least 2 QSOs	% of QSOs Made on <u>CW</u> by Top 10 QSO Callsigns in County	% of QSOs Made on <u>SSB</u> by Top 10 QSO Callsigns in County	% of Total QSOs Made in County by Top 10 QSO Callsigns	Type of Station
LANG	54	>10	53%	47%	-	-
		N6AA	100%	0%	21%	Fixed
		K6LA	68%	32%	21%	Fixed
		W6AFA	0%	100%	21%	Fixed
		W6AWG	100%	0%	9%	Expedition
		W6MX	0%	100%	7%	Fixed
		W6TA	0%	100%	7%	Fixed
		WA7BNM	83%	17%	6%	Fixed
		NC6Q	100%	0%	3%	Fixed
		N6LL	0%	100%	2%	Fixed
		K6MUG	0%	100%	2%	Fixed



California QSO Party

CA County	2025 Rareness Rank (1=rarest; 58=most common)	Callsigns Active in CQP 2025 that made at least 2 QSOs	% of QSOs Made on <u>CW</u> by Top 10 QSO Callsigns in County	% of QSOs Made on <u>SSB</u> by Top 10 QSO Callsigns in County	% of Total QSOs Made in County by Top 10 QSO Callsigns	Type of Station
MARN	32	>10	71%	29%	-	-
		K6RIM	90%	10%	50%	Fixed
		N6TQ	100%	0%	20%	Fixed
		AA6PP	0%	100%	8%	Fixed
		N6LY	0%	100%	6%	Expedition
		W6ECK	0%	100%	6%	Expedition
		K6CTA	100%	0%	4%	Fixed
		W6AQ/M	100%	0%	2%	Mobile
		N6OVP	9%	91%	2%	Fixed
		KO6GII	0%	100%	1%	Fixed
		K6DRK	0%	100%	1%	Fixed



California QSO Party

CA County	2025 Rareness Rank (1=rarest; 58=most common)	Callsigns Active in CQP 2025 that made at least 2 QSOs	% of QSOs Made on <u>CW</u> by Top 10 QSO Callsigns in County	% of QSOs Made on <u>SSB</u> by Top 10 QSO Callsigns in County	% of Total QSOs Made in County by Top 10 QSO Callsigns	Type of Station
NEVA	36	>10	72%	28%	-	-
		K9JM	100%	0%	34%	Fixed
		K6NV	89%	11%	26%	Fixed
		KK6PXT	5%	95%	19%	Fixed
		K6JJR	100%	0%	12%	Fixed
		KI6LOP	0%	100%	5%	Expedition
		W6AQ/M	100%	0%	2%	Mobile
		W6DOJ	0%	100%	1%	Fixed
		AA6NH	0%	100%	<1%	Fixed
		NR6H	0%	100%	<1%	Fixed
		KN6CTK	0%	100%	<1%	Fixed



California QSO Party

CA County	2025 Rareness Rank (1=rarest; 58=most common)	Callsigns Active in CQP 2025 that made at least 2 QSOs	% of QSOs Made on <u>CW</u> by Top 10 QSO Callsigns in County	% of QSOs Made on <u>SSB</u> by Top 10 QSO Callsigns in County	% of Total QSOs Made in County by Top 10 QSO Callsigns	Type of Station
ORAN	41	>10	61%	39%	-	-
		N6MJ	71%	29%	32%	Fixed
		N6OKU	0%	100%	27%	Fixed
		N6MU	100%	0%	20%	Fixed
		N6TJ	100%	0%	7%	Fixed
		AK6GR	86%	14%	5%	Fixed
		NE6DX	90%	10%	4%	Fixed
		KK6BB	100%	0%	2%	Fixed
		KB6A	0%	100%	1%	Fixed
		KC6D	100%	0%	1%	Fixed
		KM6HB	83%	17%	1%	Fixed



California QSO Party

CA County	2025 Rareness Rank (1=rarest; 58=most common)	Callsigns Active in CQP 2025 that made at least 2 QSOs	% of QSOs Made on <u>CW</u> by Top 10 QSO Callsigns in County	% of QSOs Made on <u>SSB</u> by Top 10 QSO Callsigns in County	% of Total QSOs Made in County by Top 10 QSO Callsigns	Type of Station
PLAC	43	>10	47%	53%	-	-
		W6EK	60%	40%	50%	Expedition
		N6PGQ	0%	100%	17%	Fixed
		WU6X	100%	0%	9%	Fixed
		KD6HOF	0%	100%	8%	Expedition
		KA6W	100%	0%	6%	Fixed
		N6UWQ	0%	100%	5%	Fixed
		KN6DRN	0%	100%	2%	Fixed
		W6DT	32%	68%	1%	Fixed
		W6AQ/M	100%	0%	1%	Mobile
		K6C	100%	0%	1%	Expedition



California QSO Party

CA County	2025 Rareness Rank (1=rarest; 58=most common)	Callsigns Active in CQP 2025 that made at least 2 QSOs	% of QSOs Made on <u>CW</u> by Top 10 QSO Callsigns in County	% of QSOs Made on <u>SSB</u> by Top 10 QSO Callsigns in County	% of Total QSOs Made in County by Top 10 QSO Callsigns	Type of Station
RIVE	51	>10	68%	32%	-	-
		NX6T	68%	32%	48%	Fixed
		WA6KHK	94%	6%	19%	Fixed
		N6JW	30%	70%	14%	Fixed
		NC6V	100%	0%	14%	Fixed
		K6KTS	0%	100%	2%	Fixed
		N6UNH	0%	100%	1%	Fixed
		KK6QCV	0%	100%	1%	Fixed
		KN6IUW	0%	100%	<1%	Fixed
		KN6SOJ	0%	100%	<1%	Fixed
		WA6MCL	100%	0%	<1%	Fixed



California QSO Party

CA County	2025 Rareness Rank (1=rarest; 58=most common)	Callsigns Active in CQP 2025 that made at least 2 QSOs	% of QSOs Made on <u>CW</u> by Top 10 QSO Callsigns in County	% of QSOs Made on <u>SSB</u> by Top 10 QSO Callsigns in County	% of Total QSOs Made in County by Top 10 QSO Callsigns	Type of Station
SACR	50	>10	39%	61%	-	-
		NR6Q	0%	100%	32%	Fixed
		N6RK	85%	15%	28%	Fixed
		N6EF	100%	0%	13%	Fixed
		N6WYZ	0%	100%	9%	Fixed
		KD6HOF	0%	100%	6%	Expedition
		W6AAE	0%	100%	4%	Fixed
		K6CMM	0%	100%	2%	Expedition
		KQ6DI	0%	100%	2%	Fixed
		K6NO	3%	97%	2%	Fixed
		K6AQL/M	100%	0%	2%	Mobile



California QSO Party

CA County	2025 Rareness Rank (1=rarest; 58=most common)	Callsigns Active in CQP 2025 that made at least 2 QSOs	% of QSOs Made on <u>CW</u> by Top 10 QSO Callsigns in County	% of QSOs Made on <u>SSB</u> by Top 10 QSO Callsigns in County	% of Total QSOs Made in County by Top 10 QSO Callsigns	Type of Station
SBAR	44	>10	60%	40%	-	-
		W6COW	57%	43%	40%	Fixed
		NN6DX	71%	29%	28%	Fixed
		N6RA	53%	47%	19%	Fixed
		N6MW	100%	0%	8%	Fixed
		WA6MRK	0%	100%	3%	Fixed
		WB6L	0%	100%	1%	Fixed
		NK6R	0%	100%	<1%	Fixed
		KN6WEC	0%	100%	<1%	Fixed
		K2LXC	0%	100%	<1%	Fixed
		KM6JE	0%	100%	<1%	Fixed



California QSO Party

CA County	2025 Rareness Rank (1=rarest; 58=most common)	Callsigns Active in CQP 2025 that made at least 2 QSOs	% of QSOs Made on <u>CW</u> by Top 10 QSO Callsigns in County	% of QSOs Made on <u>SSB</u> by Top 10 QSO Callsigns in County	% of Total QSOs Made in County by Top 10 QSO Callsigns	Type of Station
SBER	48	>10	54%	46%	-	-
		K6VO	72%	28%	48%	Fixed
		AD6WL	0%	100%	28%	Fixed
		W6KK	100%	0%	19%	Fixed
		WB6JUI	0%	100%	2%	Fixed
		AC6SC	0%	100%	1%	Fixed
		W6GA	100%	0%	1%	Fixed
		AG6PF	0%	100%	<1%	Fixed
		N6AJR	0%	100%	<1%	Fixed
		W5ABQ	0%	100%	<1%	Fixed
		WB6RCK	0%	100%	<1%	Fixed



California QSO Party

CA County	2025 Rareness Rank (1=rarest; 58=most common)	Callsigns Active in CQP 2025 that made at least 2 QSOs	% of QSOs Made on <u>CW</u> by Top 10 QSO Callsigns in County	% of QSOs Made on <u>SSB</u> by Top 10 QSO Callsigns in County	% of Total QSOs Made in County by Top 10 QSO Callsigns	Type of Station
SCLA	58	>10	76%	24%	-	-
		N6TV	65%	35%	21%	Fixed
		AE6Y	69%	31%	20%	Fixed
		NW6P	73%	27%	16%	Fixed
		AJ6V	72%	28%	12%	Fixed
		K6MM	76%	24%	11%	Fixed
		NU6N	100%	0%	7%	Fixed
		AC6YY	100%	0%	5%	Fixed
		NE6NE	100%	0%	3%	Fixed
		K6KQV	94%	6%	3%	Fixed
		W6DR	100%	0%	2%	Fixed



California QSO Party

CA County	2025 Rareness Rank (1=rarest; 58=most common)	Callsigns Active in CQP 2025 that made at least 2 QSOs	% of QSOs Made on <u>CW</u> by Top 10 QSO Callsigns in County	% of QSOs Made on <u>SSB</u> by Top 10 QSO Callsigns in County	% of Total QSOs Made in County by Top 10 QSO Callsigns	Type of Station
SCRU	57	>10	63%	37%	-	-
		K6XX	64%	36%	42%	Fixed
		K6MMM	60%	40%	29%	Fixed
		K6GHA	67%	33%	19%	Fixed
		K6RB	100%	0%	6%	Fixed
		WN6A	1%	99%	3%	Fixed
		KG6WSW	0%	100%	<1%	Fixed
		W6AQ/M	100%	0%	<1%	Mobile
		K9STV	0%	100%	<1%	Expedition
		KO6CWI	0%	100%	<1%	Fixed
		K6RMW	0%	100%	<1%	Fixed



California QSO Party

CA County	2025 Rareness Rank (1=rarest; 58=most common)	Callsigns Active in CQP 2025 that made at least 2 QSOs	% of QSOs Made on <u>CW</u> by Top 10 QSO Callsigns in County	% of QSOs Made on <u>SSB</u> by Top 10 QSO Callsigns in County	% of Total QSOs Made in County by Top 10 QSO Callsigns	Type of Station
SDIE	55	>10	79%	21%	-	-
		NT6Q	75%	25%	28%	Fixed
		W6A	100%	0%	13%	Fixed
		K6ACW	67%	33%	12%	Fixed
		K6WSC	100%	0%	12%	Expedition
		KE6PY	94%	6%	8%	Fixed
		W6KH	0%	100%	7%	Fixed
		W6R	100%	0%	6%	Fixed
		K6AM	65%	35%	5%	Fixed
		NQ6B	91%	9%	5%	Fixed
		K6AR	100%	0%	4%	Fixed



California QSO Party

CA County	2025 Rareness Rank (1=rarest; 58=most common)	Callsigns Active in CQP 2025 that made at least 2 QSOs	% of QSOs Made on <u>CW</u> by Top 10 QSO Callsigns in County	% of QSOs Made on <u>SSB</u> by Top 10 QSO Callsigns in County	% of Total QSOs Made in County by Top 10 QSO Callsigns	Type of Station
SFRA	16	>10	66%	34%	-	-
		N6J	72%	28%	50%	Expedition
		NU6V	91%	9%	25%	Fixed
		W6ECK	0%	100%	10%	Expedition
		W6PHO	100%	0%	4%	Fixed
		AJ6IY	0%	100%	3%	Fixed
		W6AQ/M	100%	0%	3%	Mobile
		NJ6VT	33%	67%	2%	Fixed
		K6VXI	0%	100%	1%	Fixed
		AF6RT	0%	100%	1%	Fixed
		KK6JJZ	0%	100%	1%	Fixed



California QSO Party

CA County	2025 Rareness Rank (1=rarest; 58=most common)	Callsigns Active in CQP 2025 that made at least 2 QSOs	% of QSOs Made on <u>CW</u> by Top 10 QSO Callsigns in County	% of QSOs Made on <u>SSB</u> by Top 10 QSO Callsigns in County	% of Total QSOs Made in County by Top 10 QSO Callsigns	Type of Station
SHAS	33	>10	53%	47%	-	-
		W6T	62%	38%	41%	Expedition
		N6S	96%	4%	29%	Expedition
		K6KS	0%	100%	8%	Fixed
		AE6HD	0%	100%	7%	Fixed
		KK7GXS	0%	100%	5%	Fixed
		K6WK	0%	100%	4%	Fixed
		KN6EZF	0%	100%	2%	Fixed
		KM6BDN	0%	100%	2%	Fixed
		W3FF	0%	100%	1%	Fixed
		K6NCC	0%	100%	1%	Fixed



California QSO Party

CA County	2025 Rareness Rank (1=rarest; 58=most common)	Callsigns Active in CQP 2025 that made at least 2 QSOs	% of QSOs Made on <u>CW</u> by Top 10 QSO Callsigns in County	% of QSOs Made on <u>SSB</u> by Top 10 QSO Callsigns in County	% of Total QSOs Made in County by Top 10 QSO Callsigns	Type of Station
SMAT	24	>10	71%	29%	-	-
		K0DTJ	100%	0%	45%	Fixed
		KJ6TSX	0%	100%	24%	Fixed
		KN6IPE	100%	0%	22%	Fixed
		W6AQ/M	100%	0%	2%	Mobile
		KK6VF	0%	100%	2%	Expedition
		KO6HNZ	0%	100%	2%	Fixed
		W6SY	80%	20%	2%	Fixed
		K6WOK	0%	100%	<1%	Fixed
		KM6ETX	0%	100%	<1%	Fixed
		K6KLY	0%	100%	<1%	Fixed



California QSO Party

CA County	2025 Rareness Rank (1=rarest; 58=most common)	Callsigns Active in CQP 2025 that made at least 2 QSOs	% of QSOs Made on <u>CW</u> by Top 10 QSO Callsigns in County	% of QSOs Made on <u>SSB</u> by Top 10 QSO Callsigns in County	% of Total QSOs Made in County by Top 10 QSO Callsigns	Type of Station
SOLA	14	>10	64%	36%	-	-
		KE6QR	68%	32%	55%	Fixed
		WZ6T	100%	0%	14%	Fixed
		NR5NN	26%	74%	11%	Fixed
		K6AQL/M	100%	0%	5%	Mobile
		W6AQ/M	100%	0%	4%	Mobile
		KE6BEE	0%	100%	3%	Expedition
		W6WTF	0%	100%	3%	Fixed
		KK4XU	0%	100%	2%	Fixed
		KO6MX	0%	100%	2%	Fixed
		KO6CZQ	0%	100%	1%	Fixed



California QSO Party

CA County	2025 Rareness Rank (1=rarest; 58=most common)	Callsigns Active in CQP 2025 that made at least 2 QSOs	% of QSOs Made on <u>CW</u> by Top 10 QSO Callsigns in County	% of QSOs Made on <u>SSB</u> by Top 10 QSO Callsigns in County	% of Total QSOs Made in County by Top 10 QSO Callsigns	Type of Station
SONO	52	>10	75%	25%	-	-
		K6O	54%	46%	28%	Fixed
		K6JS	100%	0%	18%	Fixed
		K6SRZ	80%	20%	17%	Fixed
		N6R	77%	24%	10%	Fixed
		N6TTV	100%	0%	9%	Fixed
		W6XU	88%	12%	7%	Fixed
		KA6R	93%	7%	4%	Fixed
		K6E	0%	100%	3%	Fixed
		K6PUD	0%	100%	2%	Fixed
		WW6D	100%	0%	2%	Fixed



California QSO Party

CA County	2025 Rareness Rank (1=rarest; 58=most common)	Callsigns Active in CQP 2025 that made at least 2 QSOs	% of QSOs Made on <u>CW</u> by Top 10 QSO Callsigns in County	% of QSOs Made on <u>SSB</u> by Top 10 QSO Callsigns in County	% of Total QSOs Made in County by Top 10 QSO Callsigns	Type of Station
STAN	18	>10	37%	63%	-	-
		N6BCC	0%	100%	19%	Fixed
		NR7Z	7%	93%	16%	Expedition
		K6AQL/M	100%	0%	15%	Mobile
		K6CSL	100%	0%	13%	Fixed
		KG6BOU	0%	100%	11%	Fixed
		AK6EP	0%	100%	9%	Fixed
		WA6PAT	0%	100%	5%	Fixed
		N5NPD	0%	100%	4%	Fixed
		KO6HZC	0%	100%	4%	Fixed
		W6DEJ	0%	100%	4%	Fixed



California QSO Party

CA County	2025 Rareness Rank (1=rarest; 58=most common)	Callsigns Active in CQP 2025 that made at least 2 QSOs	% of QSOs Made on <u>CW</u> by Top 10 QSO Callsigns in County	% of QSOs Made on <u>SSB</u> by Top 10 QSO Callsigns in County	% of Total QSOs Made in County by Top 10 QSO Callsigns	Type of Station
VENT	25	>10	60%	40%	-	-
		KN6VQ	75%	25%	80%	Fixed
		AI6VX	0%	100%	4%	Fixed
		W6JWP	0%	100%	4%	Fixed
		KQ6NO	0%	100%	4%	Fixed
		KO6KFH	0%	100%	2%	Fixed
		KJ6TTR	0%	100%	2%	Fixed
		WB6MIO	0%	100%	1%	Fixed
		KW6X	0%	100%	1%	Fixed
		WA6JRF	0%	100%	1%	Fixed
		KF6ZOL	0%	100%	1%	Fixed

